

# MAGGI

# STEFF 2034

## POWER FEEDER



## DESIGN FEATURES

### FIXED SPEEDS

It offers four fixed speeds (4, 8, 11, and 22 meters per minute) to accommodate different working needs.

### SAFETY

The power feeder includes a safety device that prevents operators from having to place their hands close to the tool, reducing the risk of injury.

### CONSISTENT FEED-RATE


The unit ensures a constant and even feed-rate, which improves the finish quality of the workpiece.

### ADJUSTABILITY

It can be easily adjusted to suit different sizes of workpieces, making it versatile for various woodworking tasks.

MASTERWOOD

## FEATURES



The Maggi Steff 2034 Power Feeder is an essential tool for any woodworking professional, designed to enhance both safety and efficiency. This robust feeder offers four fixed speeds (4, 8, 11, and 22 meters per minute), ensuring a consistent and even feed-rate that improves the finish quality of your workpieces. Its safety features reduce the risk of injury by keeping the operator's hands away from the tool, making it a reliable choice for demanding tasks. The unit's adjustability allows it to cater to various sizes of workpieces, offering versatility for different woodworking projects.

Built to last, the Maggi Steff 2034 Power Feeder is equipped with patented 50-Shore "Feeder Grip" rubber wheels, providing a strong grip and long-lasting durability. This power feeder not only improves the quality of your work but also ensures a safer and more efficient working environment, making it an invaluable addition to any workshop.



MASTERWOOD

# FEATURES




## Durability

Equipped with 50-Shore wheels made of patented "Feeder Grip" rubber, it provides long-lasting durability and a strong grip on the workpiece.



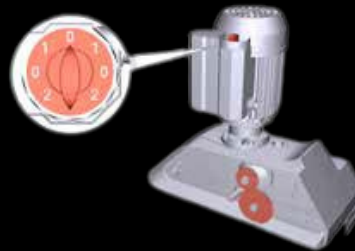
## Option - Universal Stand

For easy positioning and adjusting of the feeding unit on the machine tool. It is easy to fix, stable and strong : foot, cross-shaped piece, pipe, joint and collar are made of cast-iron and the two columns are made of rectified steel of considerable thickness.



## High Quality End Products

3-wheel model : the ideal solution for the feeding of laths and medium or small-size workpieces. Thanks to the two infeed-wheels and the third outfeed one, the workpiece is constantly and evenly fed through the working process, thus remarkably improving the quality of the end products.



## Speed Selector

The speed selector allows a quick set-up of the 1st and the 2nd feed-rate and the quick change of the feeding direction back and forth; while swapping the internal gears. You obtain the 4 speeds.

**MASTERWOOD**

# **TECHNICAL SPECIFICATIONS**

N. of speeds back and forth	4
Fixed speeds	4 - 8 -11 - 22 mt/min
N. of wheels	3
Wheel diameter and thickness	120 x 60 mm
Motor	1 HP / 0,75 KW RPM 1400 /2800
Wheel suspension	20 mm
Distance between wheels	133 mm - 153 mm
Distance between first and last wheel	286 mm
Overall dimensions and net weight of the feeding unit	474 x 220 x 490 mm 30 Kg

## **We Know That Support Is Important To You**

Buying a new machine is a big commitment for anyone and continued support throughout the life of that machine is vital.

Being a local company, Farnese carry a vast array of parts locally to ensure that your machine always has the spares it needs. Enjoy peace of mind knowing that you'll be fully supported by Farnese and we'll always have you covered.

Farnese customers don't need to experience unnecessary machinery downtime waiting for remote assistance from other countries, as all the support and remote assistance is provided locally from our own qualified Technicians.

Our mission here at Farnese is to give you the best support in the industry. As we grow, we continue to recruit more and more qualified technicians to further strengthen our position in the Stone Industry.

